

College of Marin  
Puente Project 2011

**Puente Project Success Data: 2008-2010 (first two years)**

Two Cohort Groups: Fall 2008-Spring 2010 and Fall 2009-Spring 2010. End Term: Spring 2010

**Course-Level Success:**

**Percent Succeeded (passing) English 120 (Fall 2008 + Fall 2009)**

<u>Puente</u>	<u>All ENG 120 sections</u>
80% (37 of 46)	60% (324 of 536)

**Persistence (percent moving into English 150 after Succeeded in English 120)**

<u>Puente</u>	<u>All ENG 120 students</u>
92% (33 of 37 students)	81% (264 of 324 students)

**Percent Succeeded (passing) English 150 (Spring 2009 + Spring 2010)**

<u>Puente</u>	<u>All ENG 150 sections</u>
88% (29 of 33)	75% (198 of 264)

**Persistence (percent Succeeded in English 150 after Succeeded in English 120 Fall 2008 or Fall 2009)**

<u>Puente</u>	<u>All ENG 150 students</u>
<b>78% (29 of 37 students)</b>	<b>61% (198 of 324 students)</b>

**Number of certificates/degrees earned: (Cohort Fall 2008 + Cohort Fall 2009)**

2 (2+0) 4% (2 of 46)	28 (19+3) 5% (28 of 536)
----------------------	--------------------------

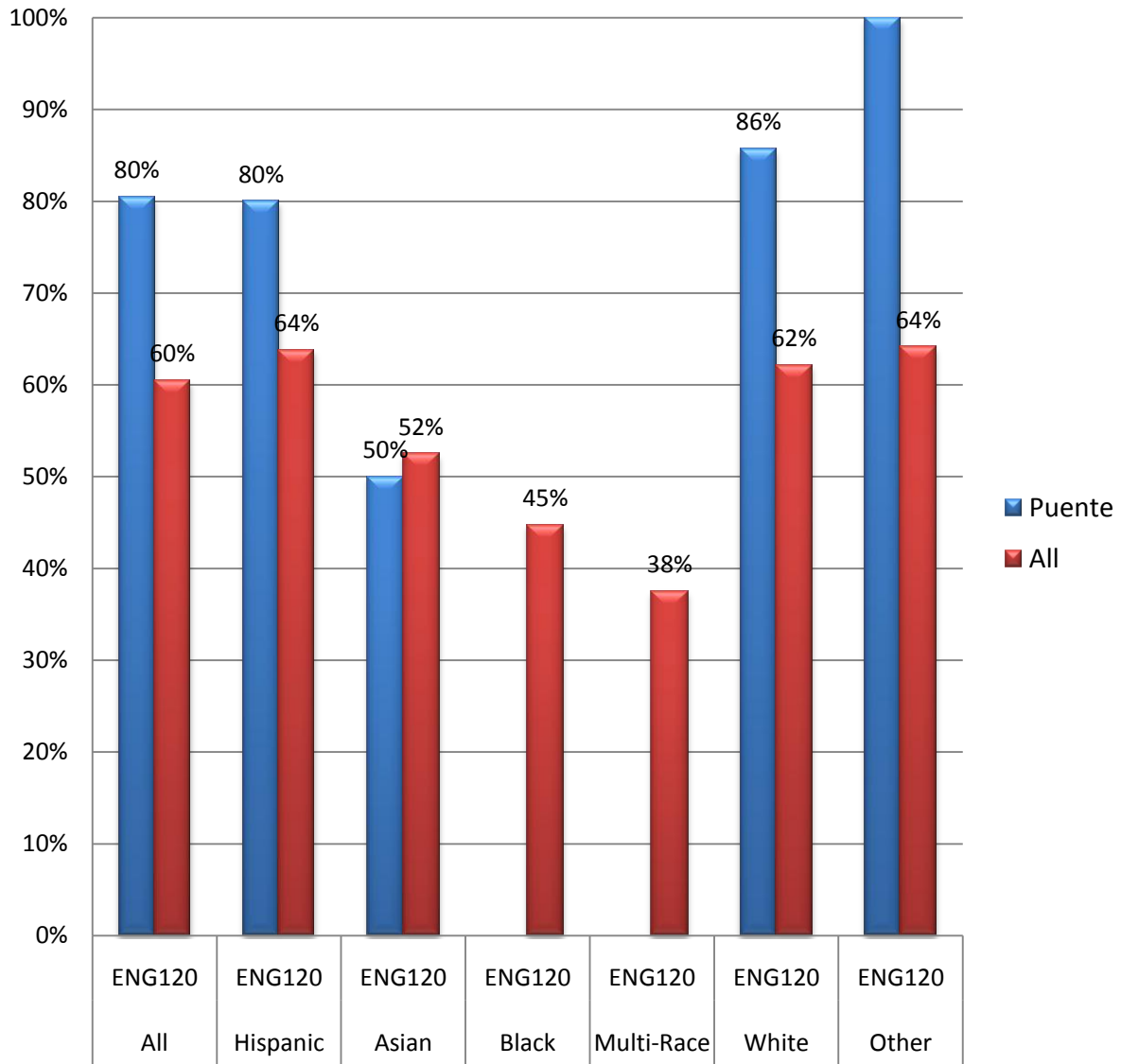
**Number of transfers:**

No Data

College of Marin  
Puente Project 2011

**Success Rates**  
**ENG 120 Students**  
**Puente vs All Students**

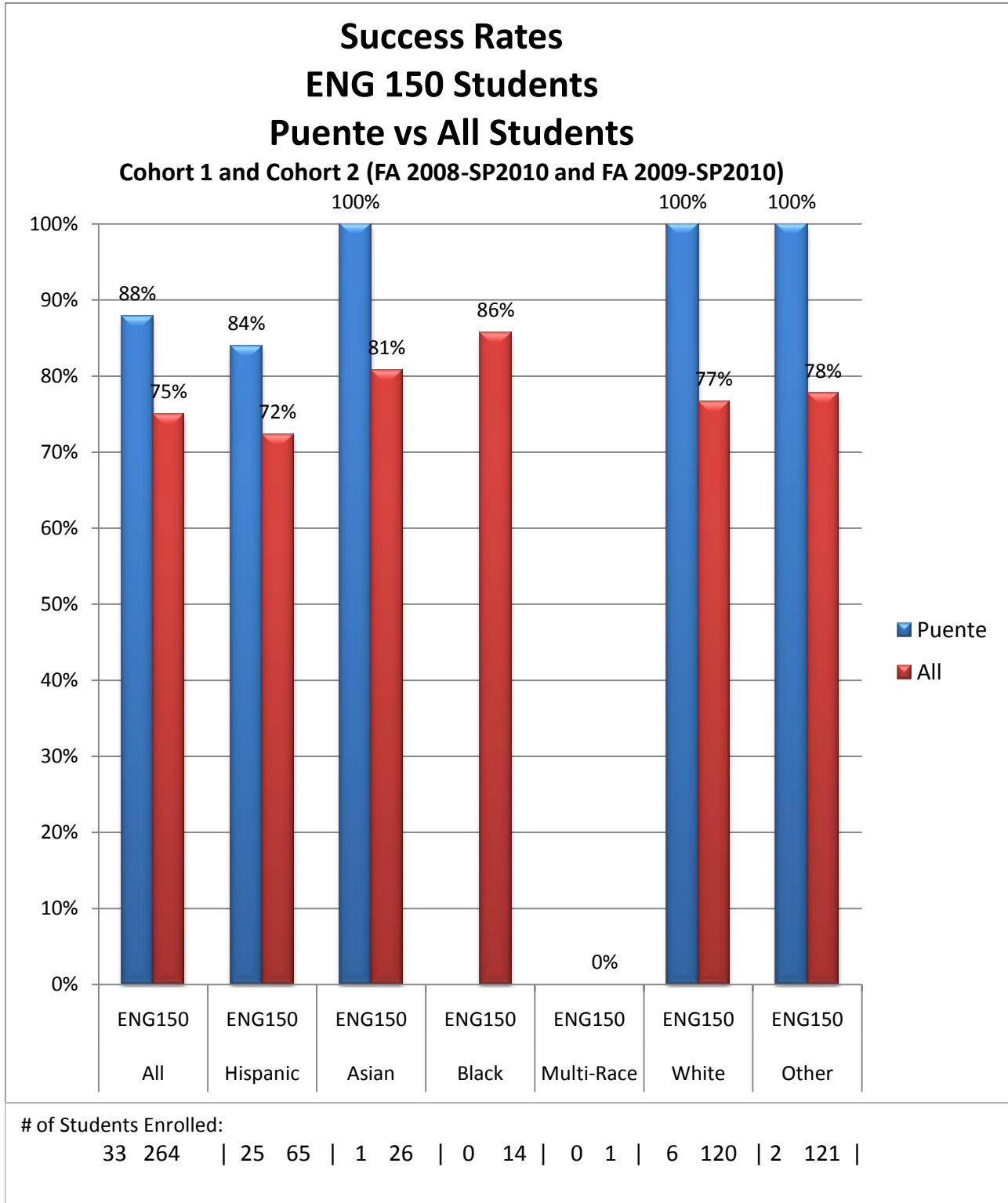
Cohort 1 and Cohort 2 (FA 2008-SP2010 and FA 2009-SP2010)



# of Students Enrolled:

46 536 | 35 127 | 2 61 | 0 61 | 0 8 | 7 243 | 2 265 |

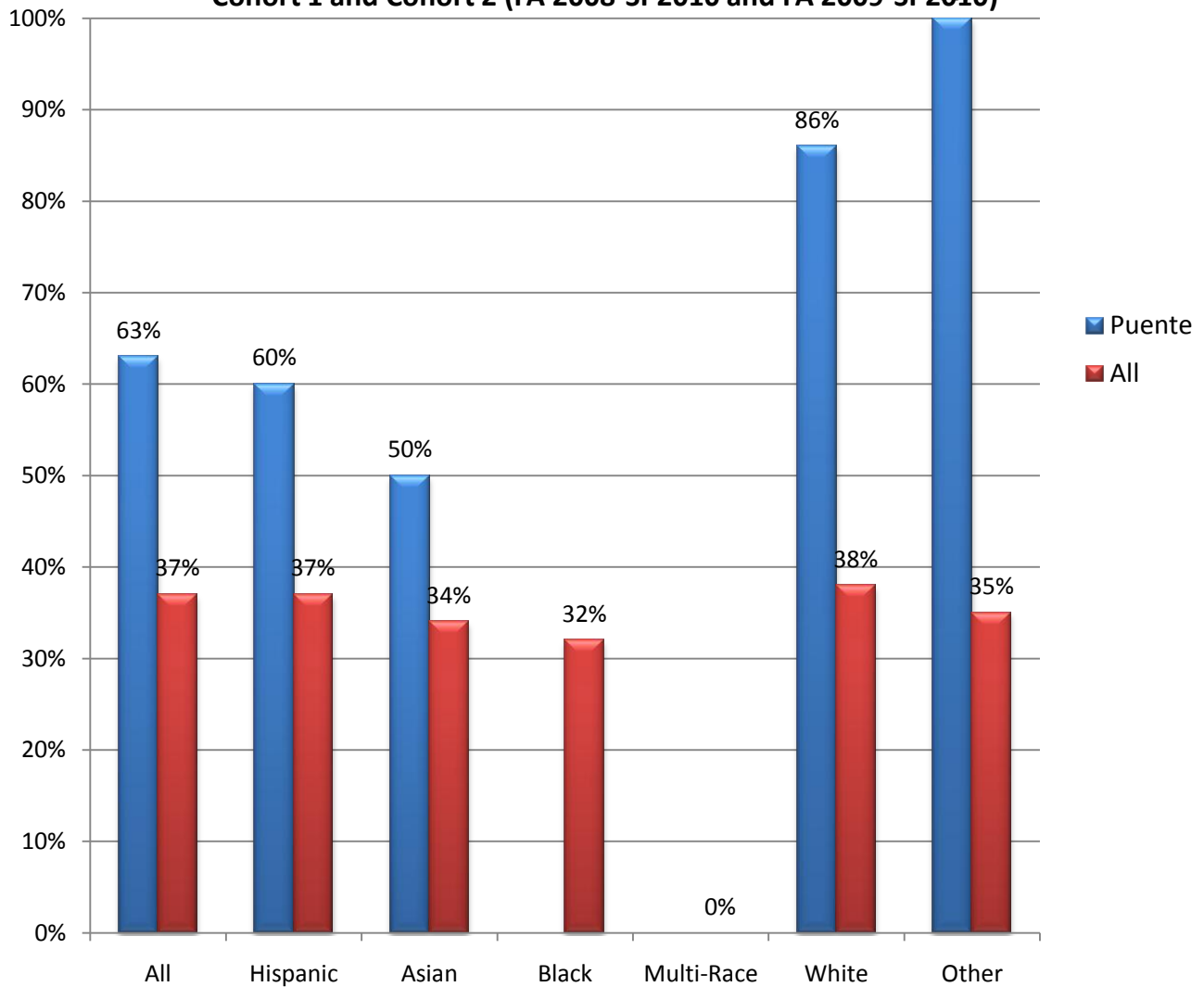
College of Marin  
Puente Project 2011



College of Marin  
Puente Project 2011

**Success Rate**  
**Students Enrolled in ENG 120, Continued, and**  
**Succeeded in ENG 150**  
**Puente vs All Students**

Cohort 1 and Cohort 2 (FA 2008-SP2010 and FA 2009-SP2010)



# of Students **Enrolled** in ENG 120:

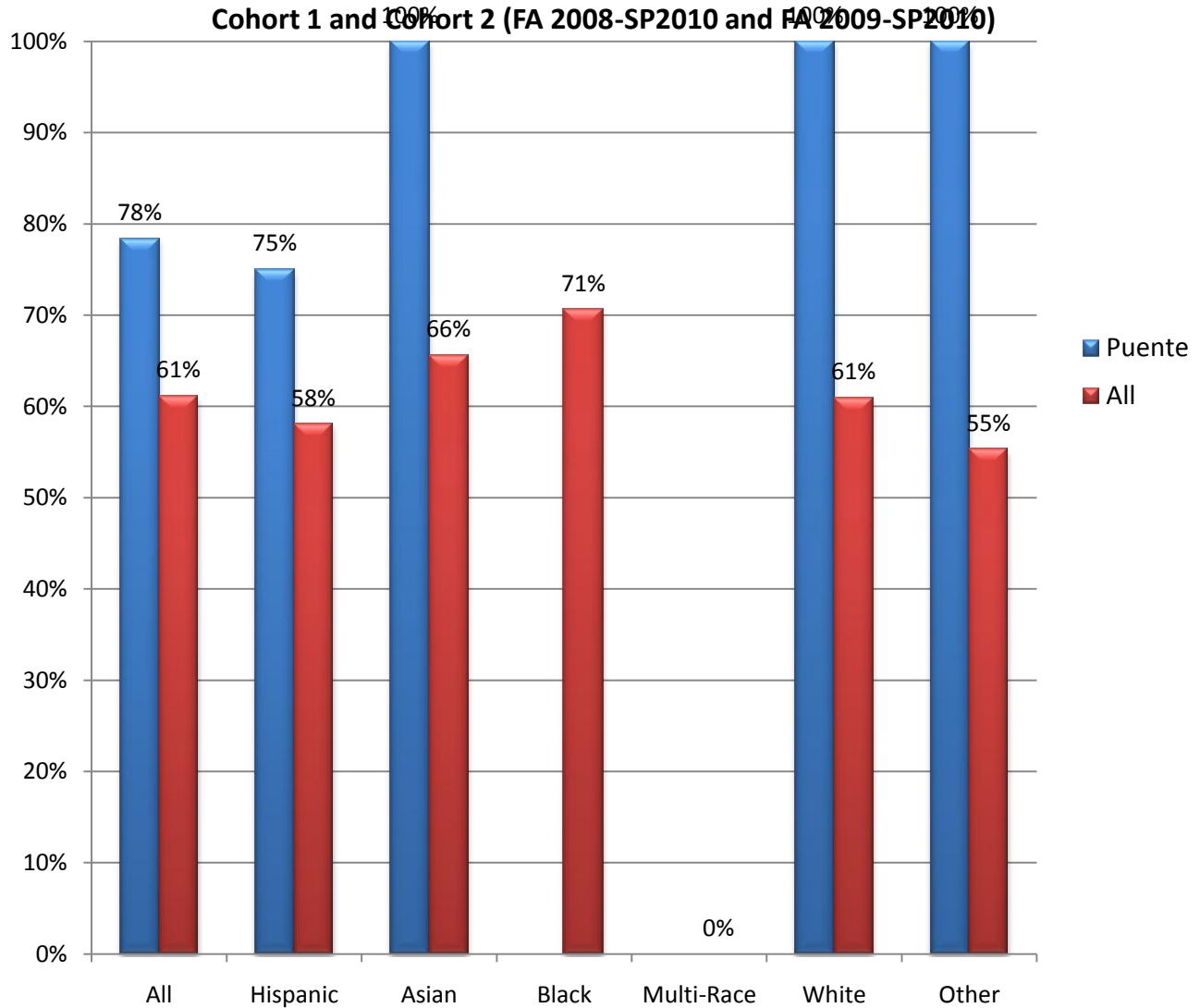
46 536 | 35 127 | 2 61 | 0 38 | 0 8 | 7 243 | 2 265 |

# of Students Succeeded in ENG 150:

29 198 | 21 47 | 1 21 | 12 | 0 | 6 92 | 2 94 |

College of Marin  
Puente Project 2011

**Success Rate**  
**Students Succeeded in ENG 120, Continued, and**  
**Succeeded in ENG 150**  
**Puente vs All Students**



# of Students **Succeeded** in ENG 120:

37 324 | 28 81 | 1 32 | 0 17 | 0 3 | 7 151 | 2 170 |

# of Students Succeeded in ENG 150:

29 198 | 21 47 | 1 21 | 12 | 0 | 6 92 | 2 94 |