



Course Units Allocation

Present to PRAC
December 12, 2011





Problem → Solution

Many waitlist for Math Courses



Proposal for extra units to cover
basic skills math courses



Challenges

- Where are the units coming from (no additional resources and possibly cutting resources)?
- Squeaky wheel gets the oil?
- Where is the accountability?



Committee Request on Data

- What is the unit allocation patterns for Fall 2011 and Spring 2011? (Resources)
- Take a broad look on both gateway courses English and Math, not just Math. (Fairness and Accountability)
- Let data speak



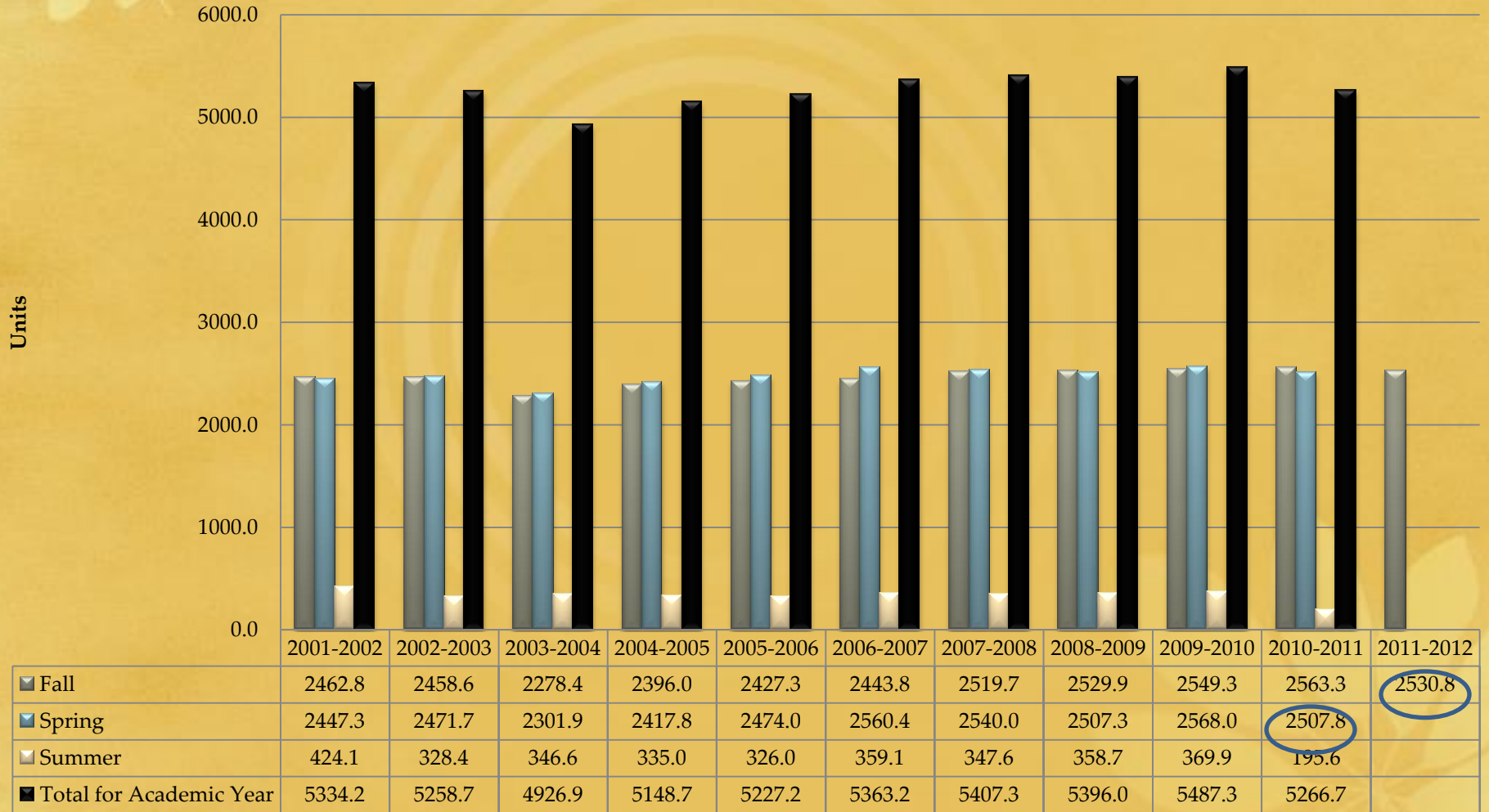
Data

**Thanks to Sara's
help and
suggestions**

- Revised Unit Allocations
- Waitlist
 - Fall 2011 Waitlist
 - Spring 2012 as of 12-12-2011
- Course Retention
- Course Success
- Cohort Study

Unit Allocations

Ten Year Revised Unit Allocations



Waitlist Fall 2011 (as of 8/16/2011)

B	C	D	E	F	G	H	J	O
Subject	CRN	Cross Listed	Title	Type	Seats	Enrolled	Waitlisted	
ENGL098	80170		College Reading & Comp I	Lecture	25	24	11	*
ENGL098	80172		College Reading & Comp I	Lecture	25	24	8	
ENGL098	80173		College Reading & Comp I	Lecture	25	24	8	
ENGL098	80169		College Reading & Comp I	Lecture	25	23	0	
ENGL098	81555		College Reading & Comp I	Lecture	25	22	1	
ENGL098	80175		College Reading & Comp I	Lecture	25	15	0	
ENGL098SL	81781		College Reading I/Non-Native	Lecture	20	20	6	
ENGL098SL	81780		College Reading I/Non-Native	Lecture	20	20	1	
ENGL116	80181		College Reading	Lecture	25	22	4	*
ENGL120	80187		College Reading Comp II	Lecture	28	31	0	
ENGL120	81216		College Reading Comp II	Lecture	35	33	12	
ENGL120	80183		College Reading Comp II	Lecture	35	32	7	
ENGL120	80188		College Reading Comp II	Lecture	35	35	2	
ENGL120	80189		College Reading Comp II	Lecture	35	35	2	
ENGL120	80190		College Reading Comp II	Lecture	35	33	0	
ENGL120	80191		College Reading Comp II	Lecture	35	32	0	
ENGL120	80185		College Reading Comp II	Lecture	35	31	0	
ENGL120	80184		College Reading Comp II	Lecture	35	30	0	
ENGL120	81345		College Reading Comp II	Lecture	35	28	0	
ENGL120SL	80193		College Reading II/Non-Native	Lecture	20	18	10	*
ENGL150	81074	Z1	Read & Composition (1A)	Online Courses	28	27	3	
ENGL150	81075	Z1	Read & Composition (1A)	Online Courses	28	26	4	
ENGL150	81349	Z1	Read & Composition (1A)	Online Courses	28	21	3	
ENGL150	81085		Read & Composition (1A)	Lecture	28	30	2	
ENGL150	81080		Read & Composition (1A)	Lecture	28	30	1	
ENGL150	81086		Read & Composition (1A)	Lecture	28	27	12	
ENGL150	81081		Read & Composition (1A)	Lecture	28	26	13	
ENGL150	81557		Read & Composition (1A)	Lecture	28	28	9	
ENGL150	81083		Read & Composition (1A)	Lecture	28	25	12	
ENGL150	81076		Read & Composition (1A)	Lecture	28	25	6	
ENGL150	81256		Read & Composition (1A)	Lecture	28	27	3	

12/13/2011

Waitlist Fall 2011 (as of 8/16/2011)

Subject	CRN	Cross Listed	Title	Type	Seats	Enrolled	Waitlisted	
MATH085	81660		Arithmetic Skills	Lecture	25	26	10	*
MATH085	81659		Arithmetic Skills	Lecture	25	23	25	
MATH095	80342		Basic/Intermediate Math Skills	Lecture	40	38	35	*
MATH095	81829		Basic/Intermediate Math Skills	Dist. Ed Internet	40	35	23	
MATH095X	81675		Basic Math Skills	Practicum	100	26	0	XY self-paced
MATH095X	81676		Basic Math Skills	Practicum	100	8	0	
MATH095Y	81677		Intermediate Math Skills	Practicum	100	22	0	
MATH095Y	81678		Intermediate Math Skills	Practicum	100	7	0	
MATH101	80347		Elementary Algebra	Dist. Ed Internet	40	43	13	*
MATH101	80346		Elementary Algebra	Lecture	40	39	19	
MATH101	80344		Elementary Algebra	Lecture	40	36	15	
MATH101	80348		Elementary Algebra	Lecture	40	36	8	
MATH101A	81462		Elementary Algebra I	Lecture	30	21	0	
MATH101A	81464		Elementary Algebra I	Lecture	30	19	0	
MATH101B	81679		Elementary Algebra II	Lecture	30	16	0	
MATH101X	80394		Elementary Algebra	Practicum	100	33	0	XY self-paced
MATH101X	80410		Elementary Algebra	Practicum	100	6	0	
MATH101Y	80395		Elementary Algebra	Practicum	100	26	0	
MATH101Y	80412		Elementary Algebra	Practicum	100	6	0	
MATH103	81529		Intermediate Algebra	Lecture	40	56	14	*
MATH103	80355		Intermediate Algebra	Dist. Ed Internet	40	35	39	
MATH103	81530		Intermediate Algebra	Lecture	40	37	35	
MATH103	81469		Intermediate Algebra	Lecture	40	35	22	
MATH103A	81466		Intermediate Algebra	Lecture	40	39	2	?
MATH103A	81470		Intermediate Algebra	Lecture	40	24	0	
MATH103A	81514		Intermediate Algebra	Lecture	40	24	0	
MATH103A	81680		Intermediate Algebra	Lecture	40	19	0	
MATH103B	81467		Intermediate Algebra	Lecture	40	30	0	
MATH103B	81468		Intermediate Algebra	Lecture	40	23	0	
MATH103X	80396		Intermediate Algebra	Practicum	100	39	0	XY self-paced
MATH103Y	80414		Intermediate Algebra	Practicum	100	4	0	

Waitlist Spring 2012 (as of 12/12/2011)


Dept	Subject	CRN	Title	Type	Seat	Enrol	Ava	W.	listed
COSK	ENGL062	10959	Developmental Read/Write	Lecture	20	20	0	2	*
COSK	ENGL062L	10962	Developmental Read/ Write Lab	Practicum	20	20	0	2	
COSK	ENGL092	10976	Reading & Writing Skills	Lecture	20	20	0	0	
COSK	ENGL092	10977	Reading & Writing Skills	Lecture	20	15	5	0	
COSK	ENGL092	10979	Reading & Writing Skills	Lecture	20	8	12	0	
COSK	ENGL092	10980	Reading & Writing Skills	Lecture	20	5	15	0	
COSK	ENGL092	11468	Reading & Writing Skills	Lecture	20	3	17	0	
COSK	ENGL092L	11146	Reading & Writing Skills Lab	Practicum	20	20	0	0	
COSK	ENGL092L	11469	Reading & Writing Skills Lab	Practicum	20	15	5	0	
COSK	ENGL092L	11470	Reading & Writing Skills Lab	Practicum	20	3	17	0	
COSK	ENGL092L	11471	Reading & Writing Skills Lab	Practicum	20	8	12	0	
COSK	ENGL092L	11472	Reading & Writing Skills Lab	Practicum	20	5	15	0	
ENHM	ENGL098	10333	College Reading & Comp I	Lecture	25	25	0	7	
ENHM	ENGL098	10332	College Reading & Comp I	Lecture	25	14	11	0	
ENHM	ENGL098	10334	College Reading & Comp I	Lecture	25	14	11	0	
ENHM	ENGL098	10335	College Reading & Comp I	Lecture	25	22	3	0	
ENHM	ENGL098	10336	College Reading & Comp I	Lecture	25	7	18	0	
ENHM	ENGL098	11114	College Reading & Comp I	Lecture	25	5	20	0	
COSK	ENGL098	10333	College Reading & Comp I	Lecture	25	25	0	7	
COSK	ENGL098	10332	College Reading & Comp I	Lecture	25	14	11	0	
COSK	ENGL098	10334	College Reading & Comp I	Lecture	25	14	11	0	
COSK	ENGL098	10335	College Reading & Comp I	Lecture	25	22	3	0	
COSK	ENGL098	10336	College Reading & Comp I	Lecture	25	7	18	0	
COSK	ENGL098	11114	College Reading & Comp I	Lecture	25	5	20	0	
COSK	ENGL098SL	10282	College Reading I/Non-Native	Lecture	20	20	0	6	
COSK	ENGL098SL	11576	College Reading I/Non-Native	Lecture	20	0	20	0	
COSK	ENGL116	10982	College Reading	Lecture	25	20	5	0	
ENHM	ENGL120	10337	College Reading Comp II	Lecture	35	7	28	0	
ENHM	ENGL120	10338	College Reading Comp II	Lecture	35	19	16	0	

12/13/2011

Waitlist Spring 2012 (as of 12/12/2011)

Dept	Subject	CRN	Title	Type	Seat	Enro	Ava	W	isted
ENHM	ENGL155	10416	Critical Thinking/Comp	Lecture	25	25	0	7	*
ENHM	ENGL155	10417	Critical Thinking/Comp	Lecture	25	25	0	1	
ENHM	ENGL202	10418	Creative Writing I	Lecture	35	11	24	0	
ENHM	ENGL202	10419	Creative Writing I	Lecture	35	7	28	0	
ENHM	ENGL203	10420	Creative Writing II	Lecture	35	5	30	0	
ENHM	ENGL203	10421	Creative Writing II	Lecture	35	1	34	0	
ENHM	ENGL208	11607	Short Fiction	Lecture	35	12	23	0	
ENHM	ENGL212	11463	Introduction to Poetry	Lecture	40	0	40	0	
ENHM	ENGL223	11609	Survey English Literature II	Lecture	35	16	19	0	
ENHM	ENGL223	11609	Survey English Literature II	Lecture	35	16	19	0	
ENHM	ENGL223	11609	English Literature II	Lecture	35	16	19	0	
ENHM	ENGL224	11608	World Literature I	Lecture	35	6	29	0	
ENHM	ENGL225	11465	World Literature II	Lecture	35	0	35	0	
ENHM	ENGL240	11464	Classic Children's Lit	Lecture	35	0	35	0	
COSK	ESBS3010	10678	GED Preparation	Lab	100	3	97	0	
COSK	ESBS3020	10683	Basic Skills	Lab	20	0	20	0	
MATH	MATH025	10257	Coping with Math Anxiety	Lecture	20	10	10	0	
MATH	MATH085	11511	Arithmetic Skills	Lecture	25	24	1	10	*
MATH	MATH085	11509	Arithmetic Skills	Lecture	25	25	0	4	
MATH	MATH085	11510	Arithmetic Skills	Lecture	25	25	0	1	
MATH	MATH095	10258	Basic/Intermediate Math Skills	Lecture	40	40	0	7	
MATH	MATH095	11512	Basic/Intermediate Math Skills	Lecture	40	28	12	0	
MATH	MATH095X	11349	Basic Math Skills	Practicum	100	7	93	0	
MATH	MATH095X	11349	Basic Math Skills	Practicum	100	7	93	0	
MATH	MATH095X	11349	Basic Math Skills	Practicum	100	7	93	0	
MATH	MATH095X	11351	Basic Math Skills	Practicum	100	3	97	0	
MATH	MATH095X	11351	Basic Math Skills	Practicum	100	3	97	0	
MATH	MATH095X	11351	Basic Math Skills	Practicum	100	3	97	0	
MATH	MATH095Y	11352	Intermediate Math Skills	Practicum	100	10	90	0	

12/13/2011



Summary for Waitlist for English and Math

- Waitlist for Fall 2011 as of August 16, 2011.
 - English: 98, 116, 120 SL
 - Math: 85, 95, 101, 103 (regular lecture delivery mode), 109
- Waitlist for Spring 2012 as of December 12.
 - English: 62, 155
 - Math: 85

Retention--English

Term		Fall 2009				Spring 2010				Fall 2010			Spring 2011		
Dept	Subject	Cours	Total	Retaine	Retentio	Total	Retaine	Retentio	Total	Retaine	Retentio	Total	Retaine	Retentio	
College Skills	ENGL	62	21	11	52.4%	17	10	58.8%	26	21	80.8%	25	15	60.0%	
	062L	16	11	11	68.8%	11	10	90.9%	22	21	95.5%	24	15	62.5%	
	92	93	76	76	81.7%	82	69	84.1%	108	93	86.1%	90	73	81.1%	
	092L	86	82	82	95.3%	78	69	88.5%	95	94	98.9%	90	73	81.1%	
	98	168	148	148	88.1%	150	139	92.7%	140	125	89.3%	155	138	89.0%	
	098SL	37	35	35	94.6%	39	37	94.9%				31	31	100.0%	
	116	18	15	15	83.3%	15	11	73.3%	15	14	93.3%	17	16	94.1%	
	120SL	13	12	12	92.3%	39	37	94.9%				38	35	92.1%	
	ENGL	575	491	491	85.4%	563	498	88.5%	505	466	92.3%	592	506	85.5%	
English/Humanities	ENGL	120	265	238	89.8%	239	207	86.6%	290	263	90.7%	255	228	89.4%	
	150	411	359	359	87.3%	417	344	82.5%	445	390	87.6%	399	357	89.5%	
	151	207	180	180	87.0%	212	186	87.7%	221	202	91.4%	243	218	89.7%	
	155	47	38	38	80.9%	48	41	85.4%	51	43	84.3%	56	47	83.9%	
	202	35	31	31	88.6%	35	31	88.6%	40	37	92.5%	36	33	91.7%	
	203	21	19	19	90.5%	19	17	89.5%	14	13	92.9%	16	15	93.8%	
	208					21	14	66.7%							
	212											31	29	93.5%	
	221A					30	28	93.3%							
	221B								21	21	100.0%				
	222	23	23	23	100.0%										
	223					20	19	95.0%							
	224								14	13	92.9%				
	225											18	17	94.4%	
	230	25	24	24	96.0%							26	22	84.6%	
	240														
	242	18	17	17	94.4%										
249A								1	1	100.0%					
	ENGL	1052	929	929	88.3%	1191	1026	86.1%	1097	983	89.6%	1080	966	89.4%	

Retention--Math

Term		Fall 2009				Spring 2010			Fall 2010			Spring 2011			
De	pa	Subject	Cours	Total	Retaine	Retentio	Total	Retaine	Retentio	Total	Retaine	Retentio	Total	Retaine	Retentio
Mathematics	MATH	25	9	8	● 88.9%	11	11	● 100.0%	13	12	● 92.3%	3	2	● 66.7%	
		85							59	54	● 91.5%	99	91	● 91.9%	
		95	189	164	● 86.8%	77	63	● 81.8%	33	29	● 87.9%	72	65	● 90.3%	
		095A	55	32	● 58.2%	65	49	● 75.4%							
		095B	4	2	● 50.0%				18	18	● 100.0%				
		095G	1	1	● 100.0%	2	1	● 50.0%							
		095X				46	24	● 52.2%	37	36	● 97.3%	30	25	● 83.3%	
		095Y				13	7	● 53.8%	12	12	● 100.0%	15	11	● 73.3%	
		101	135	105	● 77.8%	130	106	● 81.5%	149	111	● 74.5%	149	125	● 83.9%	
		101A	39	34	● 87.2%	33	29	● 87.9%	30	24	● 80.0%	16	16	● 100.0%	
		101B				18	15	● 83.3%	12	10	● 83.3%	11	9	● 81.8%	
		101X	42	26	● 61.9%	44	34	● 77.3%	26	26	● 100.0%	52	35	● 67.3%	
		101Y	14	11	● 78.6%	23	17	● 73.9%	10	10	● 100.0%	19	11	● 57.9%	
		103	153	125	● 81.7%	197	163	● 82.7%	169	128	● 75.7%	211	175	● 82.9%	
		103A	84	73	● 86.9%	45	29	● 64.4%	122	100	● 82.0%	76	61	● 80.3%	
		103B	17	14	● 82.4%	51	46	● 90.2%	26	25	● 96.2%	36	27	● 75.0%	
		103X	58	44	● 75.9%	52	37	● 71.2%	53	53	● 100.0%	62	40	● 64.5%	
		103Y	26	14	● 53.8%	26	20	● 76.9%	20	20	● 100.0%	41	32	● 78.0%	
		104	13	12	● 92.3%	14	11	● 78.6%	22	12	● 54.5%	26	20	● 76.9%	
		104X	10	5	● 50.0%	4	2	● 50.0%	6	6	● 100.0%	5	5	● 100.0%	
		104Y	4	2	● 50.0%	4	3	● 75.0%	1	1	● 100.0%	2	2	● 100.0%	
		105							18	13	● 72.2%	23	20	● 87.0%	
		109	55	30	● 54.5%	54	38	● 70.4%	36	31	● 86.1%	30	25	● 83.3%	
		115	190	154	● 81.1%	226	190	● 84.1%	195	169	● 86.7%	207	182	● 87.9%	
		116	9	7	● 77.8%	8	7	● 87.5%	24	24	● 100.0%				
		117				4	4	● 100.0%				10	10	● 100.0%	
		121	64	53	● 82.8%	46	36	● 78.3%	44	28	● 63.6%	61	39	● 63.9%	
		122				20	19	● 95.0%				12	12	● 100.0%	
123	45	31	● 68.9%	31	23	● 74.2%	42	35	● 83.3%	29	24	● 82.8%			
124	11	10	● 90.9%	31	29	● 93.5%	19	16	● 84.2%	42	38	● 90.5%			
199	7	6	● 85.7%	4	4	● 100.0%	4	4	● 100.0%	3	3	● 100.0%			
223	14	13	● 92.9%	11	11	● 100.0%	16	16	● 100.0%	14	14	● 100.0%			
224				21	18	● 85.7%				16	16	● 100.0%			

12/13/2011

13

Green:75%+; Yellow: 50%+; Red: 25%+; Black <25%

Success--English

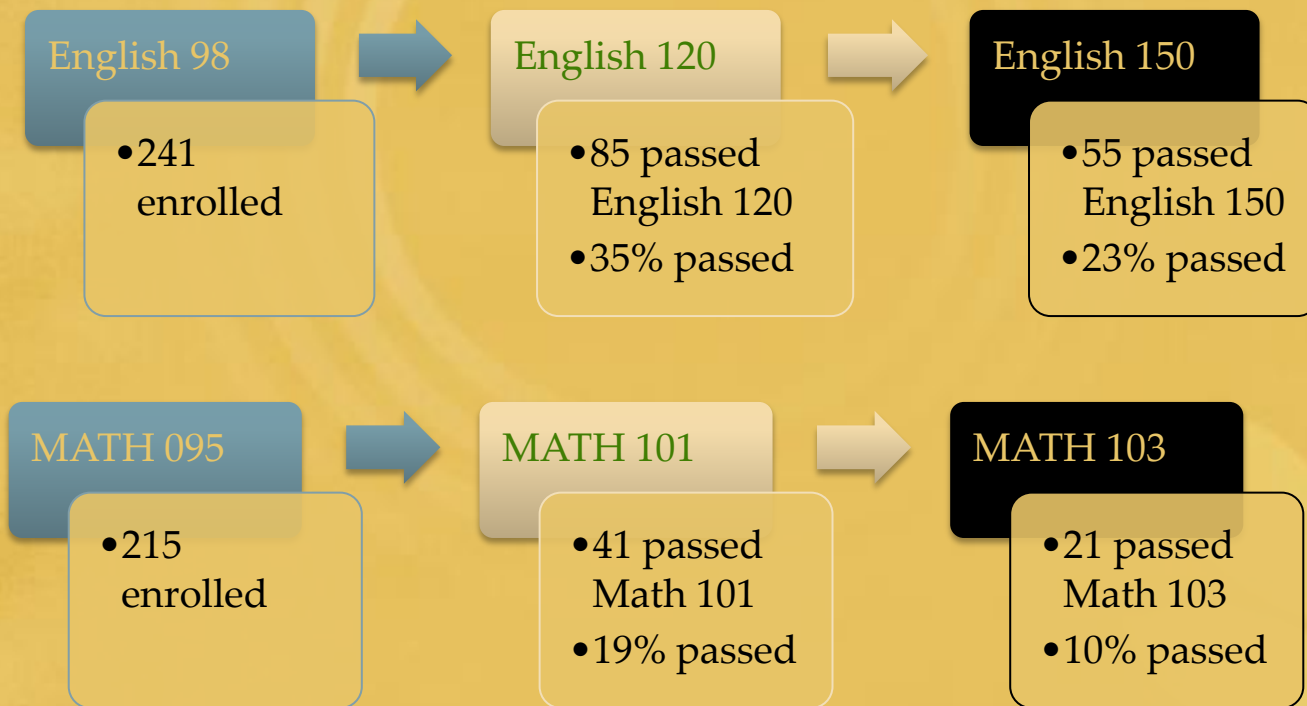
Term			Fall 2009			Spring 2010			Fall 2010			Spring 2011		
Dep artm	Subject	Course	Total	Passed	Success Rate	Total	Passed	Success Rate	Total	Passed	Success Rate	Total	Passed	Success Rate
College Skills	ENGL	62	21	9	42.9%	17	6	35.3%	26	14	53.8%	25	10	40.0%
		062L	16	11	68.8%	11	8	72.7%	22	14	63.6%	24	10	41.7%
		92	93	56	60.2%	82	48	58.5%	108	72	66.7%	90	57	63.3%
		092L	86	56	65.1%	78	46	59.0%	95	72	75.8%	90	56	62.2%
		98	168	92	54.8%	150	90	60.0%	140	67	47.9%	155	96	61.9%
		098A	8	6	75.0%	17	10	58.8%	11	6	54.5%	10	7	70.0%
		098B	11	7	63.6%	14	7	50.0%	8	5	62.5%	9	7	77.8%
		098SL	37	31	83.8%	39	34	87.2%				31	30	96.8%
		116	18	13	72.2%	15	11	73.3%	15	12	80.0%	17	12	70.6%
		120SL	13	12	92.3%	39	32	82.1%				38	32	84.2%
		ENGL	575	333	57.9%	563	334	59.3%	505	294	58.2%	592	369	62.3%
English/Humanities	ENGL	120	265	170	64.2%	239	123	51.5%	290	171	59.0%	255	146	57.3%
		150	411	274	66.7%	417	262	62.8%	445	303	68.1%	399	276	69.2%
		151	207	157	75.8%	212	165	77.8%	221	162	73.3%	243	181	74.5%
		155	47	35	74.5%	48	35	72.9%	51	37	72.5%	56	42	75.0%
		202	35	29	82.9%	35	27	77.1%	40	31	77.5%	36	26	72.2%
		203	21	13	61.9%	19	14	73.7%	14	9	64.3%	16	13	81.3%
		208				21	10	47.6%						
		212										31	14	45.2%
		221A				30	25	83.3%						
		221B							21	18	85.7%			
		222	23	20	87.0%									
		223				20	16	80.0%						
		224							14	12	85.7%			
		225										18	15	83.3%
		230	25	21	84.0%									
		240										26	22	84.6%
		242	18	17	94.4%									
		249A							1	1	100.0%			
ENGL	1239	841	67.9%	1191	767	64.4%	1097	744	67.8%	1080	735	68.1%		

Success--Math

Term	Department	Subject	Course	Fall 2009			Spring 2010			Fall 2010			Spring 2011		
				Total	Passed	Success Rate	Total	Passed	Success Rate	Total	Passed	Success Rate	Total	Passed	Success Rate
Mathematics	MATH	25	9	8	88.9%	11	11	100.0%	13	12	92.3%	3	2	66.7%	
		85							59	40	67.8%	99	66	66.7%	
		95	189	69	36.5%	77	33	42.9%	33	9	27.3%	72	42	58.3%	
		095A	55	9	16.4%	65	21	32.3%							
		095B	4	2	50.0%				18	15	83.3%				
		095G	1	1	100.0%	2	1	50.0%							
		095X				46	9	19.6%	37	31	83.8%	30	16	53.3%	
		095Y				13	4	30.8%	12	8	66.7%	15	6	40.0%	
		101	135	64	47.4%	130	63	48.5%	149	44	29.5%	149	61	40.9%	
		101A	39	18	46.2%	33	14	42.4%	30	11	36.7%	16	7	43.8%	
		101B				18	10	55.6%	12	9	75.0%	11	5	45.5%	
		101X	42	14	33.3%	44	16	36.4%	26	12	46.2%	52	20	38.5%	
		101Y	14	10	71.4%	23	14	60.9%	10	5	50.0%	19	5	26.3%	
		103	153	95	62.1%	197	93	47.2%	169	82	48.5%	211	118	55.9%	
		103A	84	48	57.1%	45	16	35.6%	122	65	53.3%	76	28	36.8%	
		103B	17	8	47.1%	51	32	62.7%	26	15	57.7%	36	16	44.4%	
		103X	58	25	43.1%	52	20	38.5%	53	35	66.0%	62	33	53.2%	
		103Y	26	10	38.5%	26	17	65.4%	20	17	85.0%	41	25	61.0%	
		104	13	10	76.9%	14	11	78.6%	22	10	45.5%	26	16	61.5%	
		104X	10	5	50.0%	4	0	0.0%	6	6	100.0%	5	5	100.0%	
		104Y	4	2	50.0%	4	3	75.0%	1	1	100.0%	2	2	100.0%	
		105							18	10	55.6%	23	17	73.9%	
		109	55	18	32.7%	54	23	42.6%	36	26	72.2%	30	16	53.3%	
		115	190	128	67.4%	226	159	70.4%	195	144	73.8%	207	147	71.0%	
		116	9	7	77.8%	8	6	75.0%	24	24	100.0%				
		117				4	4	100.0%				10	10	100.0%	
		121	64	42	65.6%	46	27	58.7%	44	15	34.1%	61	26	42.6%	
		122				20	19	95.0%				12	12	100.0%	
		123	45	27	60.0%	31	18	58.1%	42	26	61.9%	29	21	72.4%	
		124	11	8	72.7%	31	21	67.7%	19	13	68.4%	42	28	66.7%	
		199	7	6	85.7%	4	3	75.0%	4	4	100.0%	3	3	100.0%	
		223	14	13	92.9%	11	11	100.0%	16	14	87.5%	14	13	92.9%	
224				21	18	85.7%				16	15	93.8%			
	MATH	1248	647	51.8%	1311	697	53.2%	1216	703	57.8%	1372	781	56.9%		

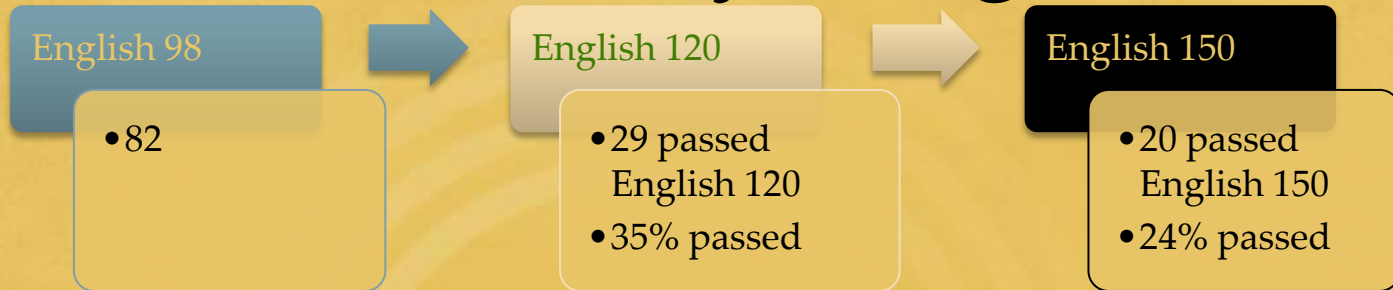
Cohort Study

- Fall 2008 Cohort
- Length--3 Academic Years: FA08 SP09, FA09 SP10, FA10 SP11

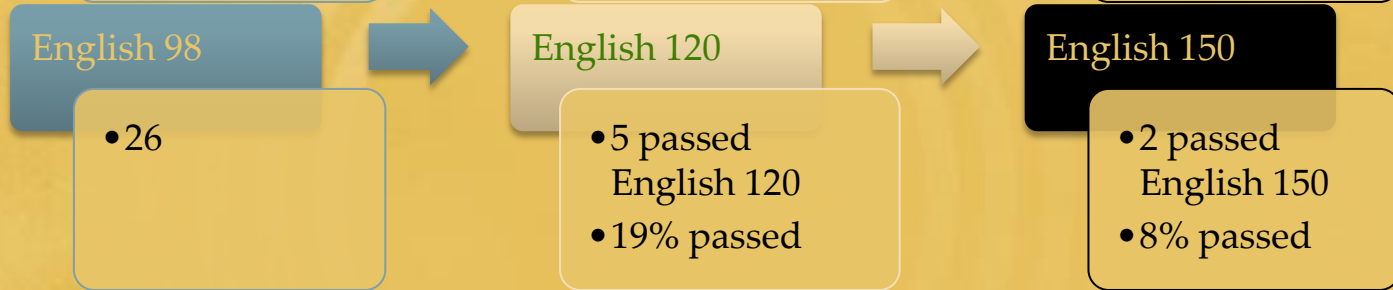


Cohort Study--English

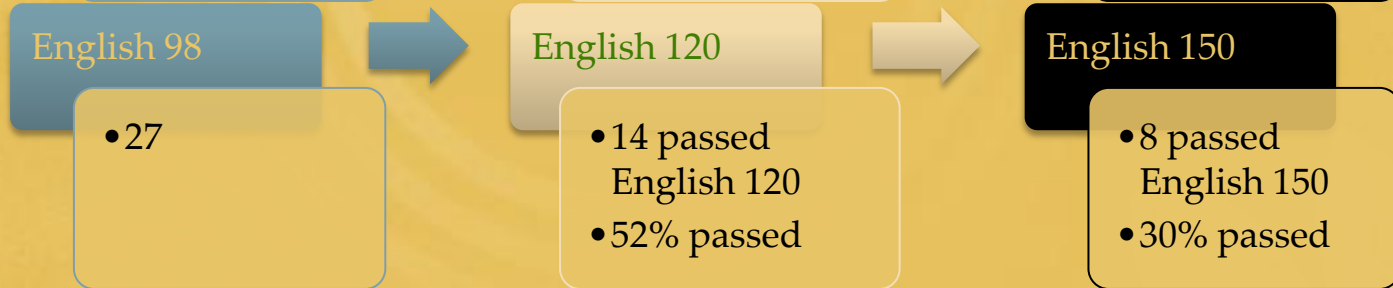
Hispanic



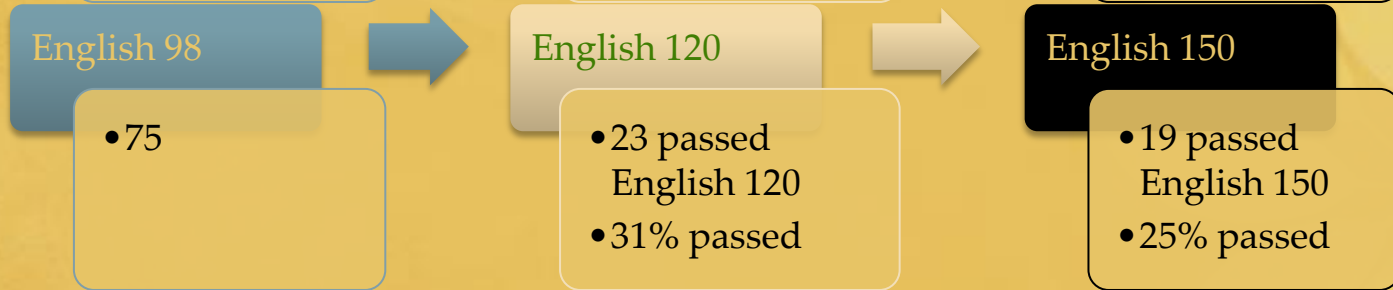
African American



Asian

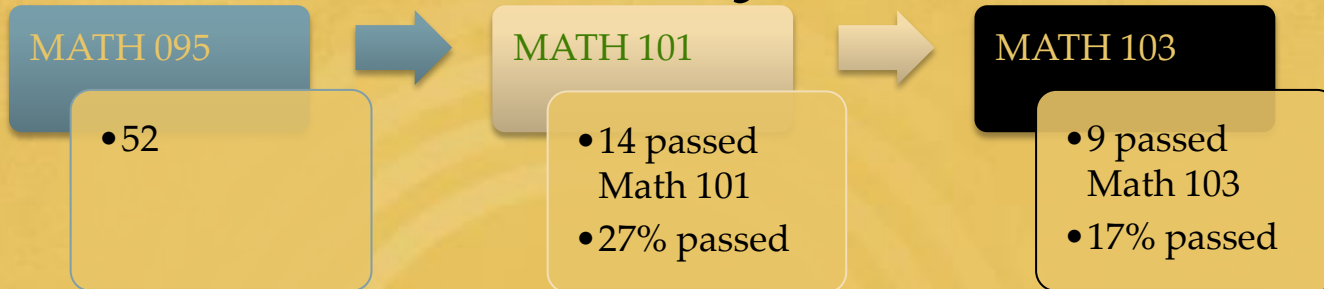


White

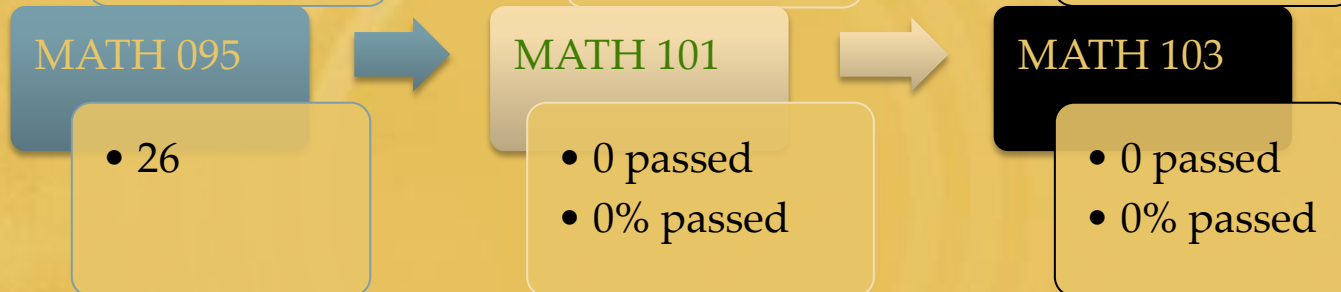


Cohort Study--Math

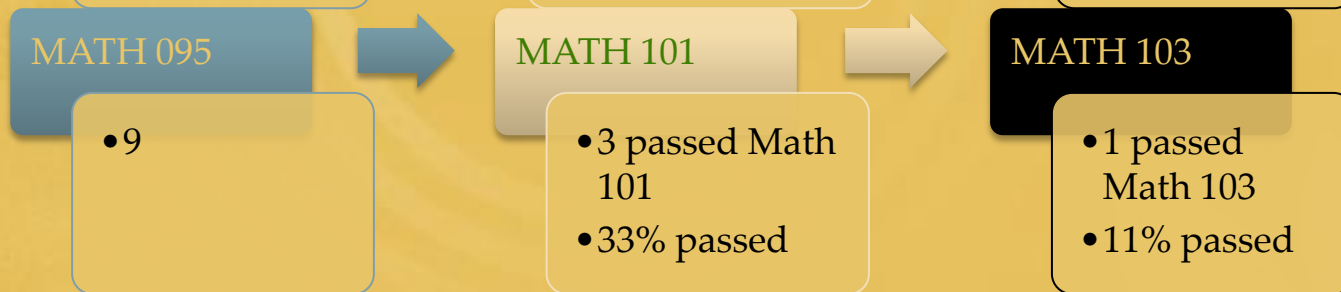
Hispanic



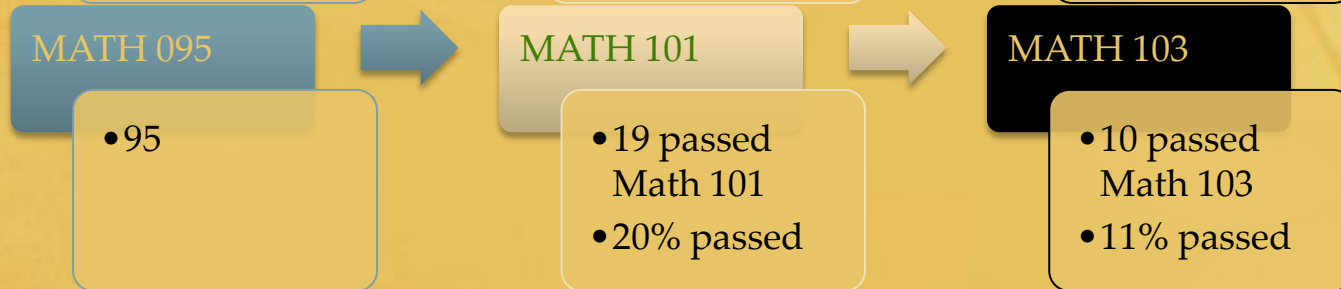
African American



Asian



White



Preliminary Conclusions from the Data

- Revised Unit Allocations
 - Within the department
 - Among departments
- Waitlist: Math has high waitlist
 - The math placement test: 90% of students tested into below college level math (~1544 students).
 - The English placement test: 75% of students tested into below college level English (~1090 students).
- Course Retention
- Course Success
- Cohort Study

Challenges to Make “Decisions”

- Limited resources?
- Imperfect system?
- Opportunity to re-evaluate the situation?
- Where is the accountability?
- Have we thought through everything?
- **Bottom line — Students First**